
PNQ-103-1:
A Novel Adenosine A_{2B} Receptor antagonist –
An Oral Immune Modulator for Oncology

PNQ-103-1: A_{2B} Adenosine Receptor (A_{2B} AdoR) Antagonist Stage: Preclinical Development

- PNQ-103 is potent and selective adenosine A_{2B} receptor antagonist
 - PNQ 103-1 is an oral pro-drug of PNQ-103
- Excellent efficacy established in Preclinical PoC studies in 2 cancer models as a stand-alone therapy
- Potential for first -in-class compound, with very sparse competition
- Few months away from IND filing
- Long patent life till 2031

PNQ-103/ 103-1: Potential Therapeutic Value and Clinical Positioning

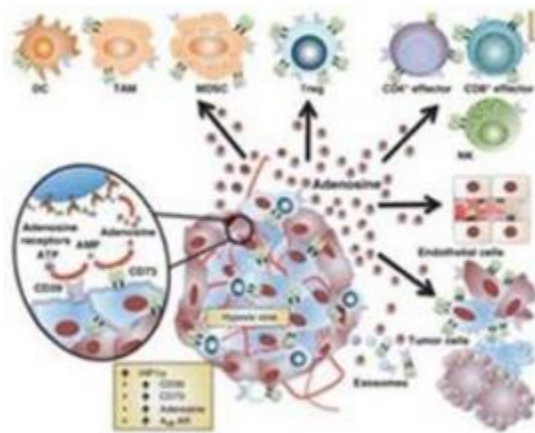
PNQ-103/103-1 is a novel oral immuno-oncology therapy for the treatment of multiple cancers including metastasizing cancers across a wide spectrum of patients, either as a stand-alone or in combination with other Standard of Care therapies

Therapeutic Value & Positioning

- Widespread use in multiple cancers
 - Prostate
 - Head and Neck
 - Melanoma
- Effective in treatment naïve as well as refractory , immune resistant patients
- Potential synergy with check-point inhibitors including :
 - Anti- PD-1, PD-L1
 - CTLA-4, IBB-4

Adenosine A_{2B} Receptor : An Immune- Checkpoint Modulator

A_{2B} receptor antagonism that impacts the Adenosine – hypoxia axis to disrupt signaling leading to increased differentiation and proliferation of tumor cells while down-regulating several anti-inflammatory molecules and immunoregulatory cells



- A_{2B} receptors are ubiquitously expressed on multiple immune cells including T cells, B cells, NK cells, MDSCs and APCs and is involved in adenosine mediated effects in tumor microenvironment.
- A_{2B} receptor is also expressed on several tumors and endothelial cells.
- A_{2B} receptor blockade
 - **directly reduces tumor cell growth**
 - enhances apoptosis,
 - reduces endothelium-derived angiogenesis,
 - reduces neovascularization and metastasis.

PNQ-103: Affinity, Potency & Receptor Subtype Selectivity

Receptor Human	Ki (nM)	Selectivity Ratio
A _{2B}	13	1
A ₁	300	23
A _{2A}	1800	138
A ₃	> 60,000	> 4000

Receptor Human	Ki (nM)	Selectivity Ratio
A _{2B}	66	1
A ₁	>30,000	>400
A _{2A}	>10,000	>150
A ₃	>30,000	>400

IL-6 is a target & disease relevant biomarker

Inhibited IL-6 production in **normal human lung fibroblasts** with IC₅₀ 47 nM (n=3)

- PNQ-103 is a potent and selective A_{2B} receptor antagonist

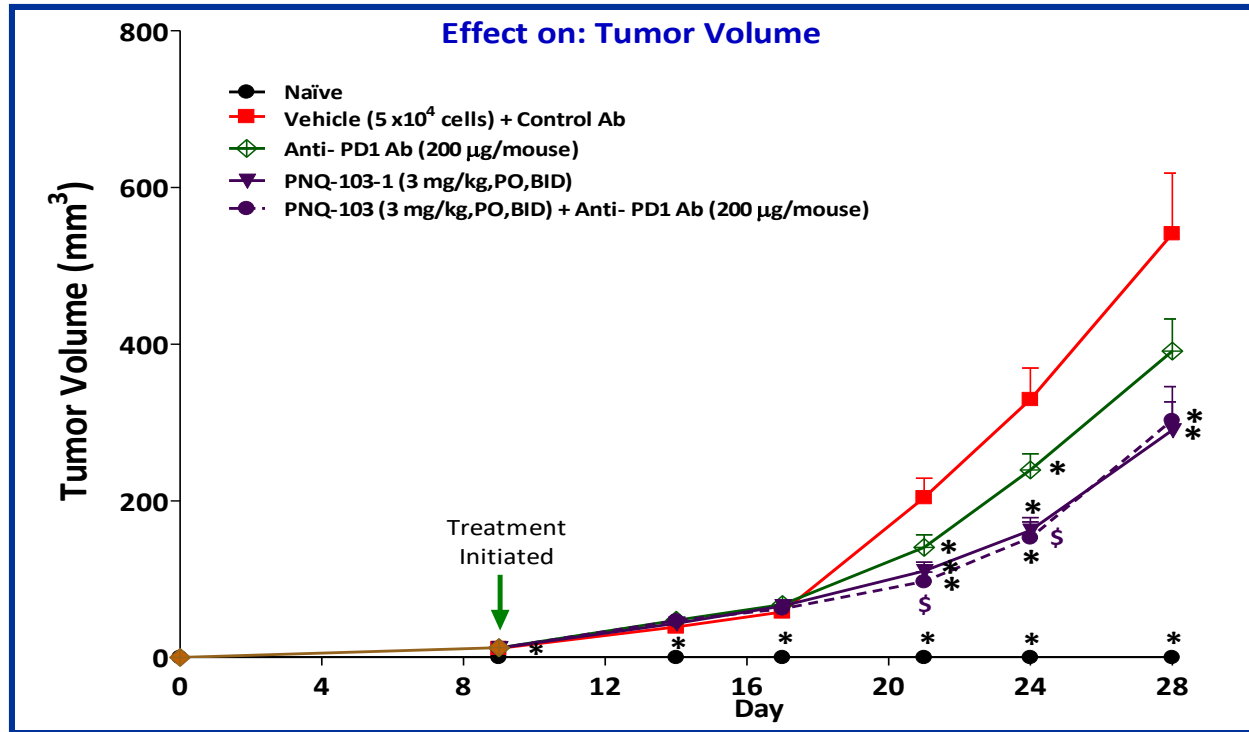
PNQ-103-1: Excellent Efficacy

Effect of PNQ -103-1 was evaluated as a mono-therapy and in combination with anti-PD-1 antibody in two murine models

- **4T1 Syngeneic Breast Cancer Mouse Model**
- **CT-26 Syngeneic Colon Cancer Mouse Model**
- PNQ-103-1 demonstrated excellent efficacy as stand alone therapy in two immunotherapy resistant models

- PNQ-103 has shown a beneficial effect on RBC from Sickle Cell patients *in vitro*
- Efficacy has also been demonstrated in preclinical models of
 - Asthma
 - Lung Fibrosis

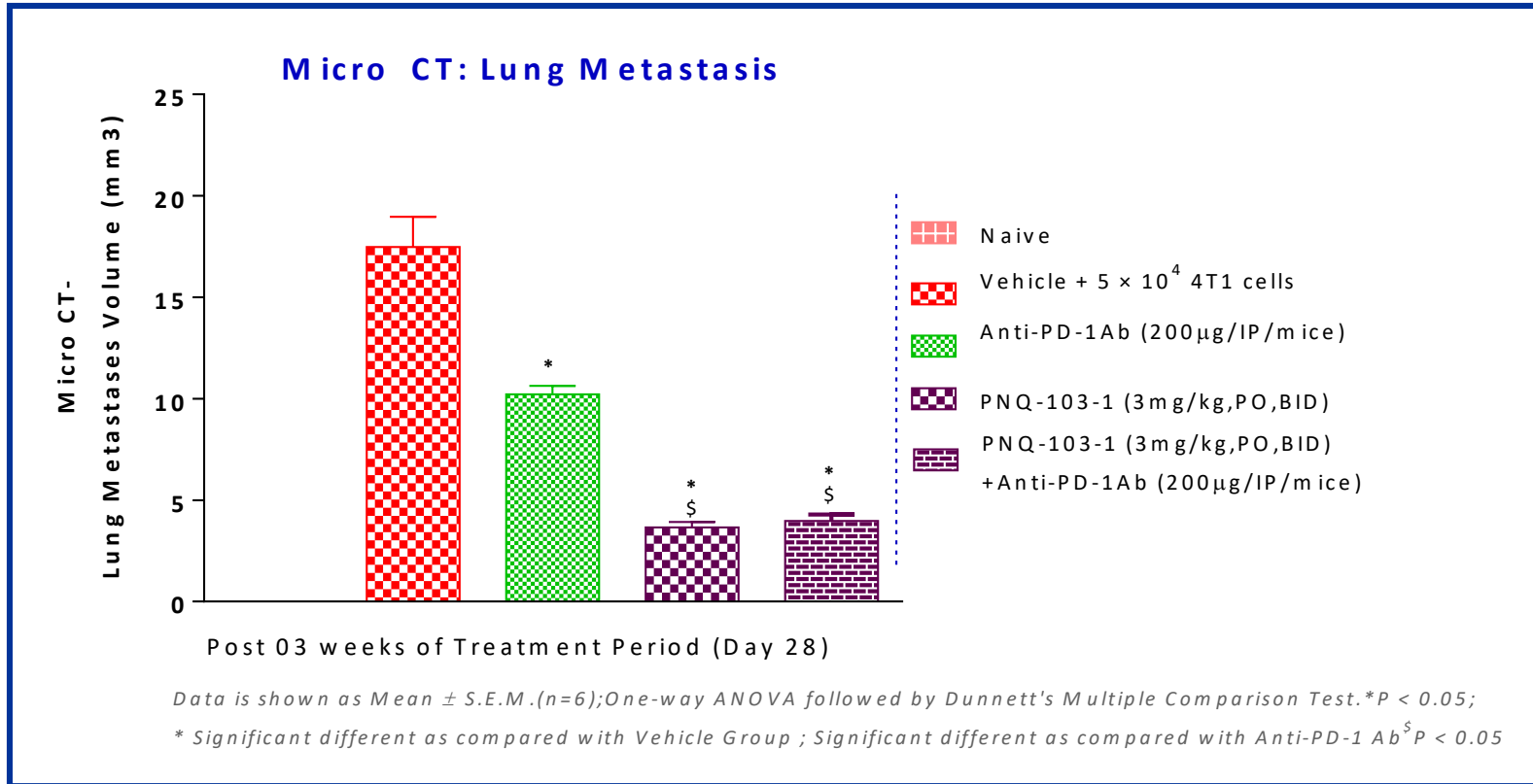
PNQ-103-1: Tumor Volume in 4T1 Breast Cancer Model



Data is shown as Mean \pm S.E.M. (n=11-12). One-way ANOVA followed by Dunnett's Multiple Comparison Test. * $P < 0.05$ versus Control Ab + Vehicle; $^{\$}P < 0.05$ versus Anti-PD-1, unpaired 't' test

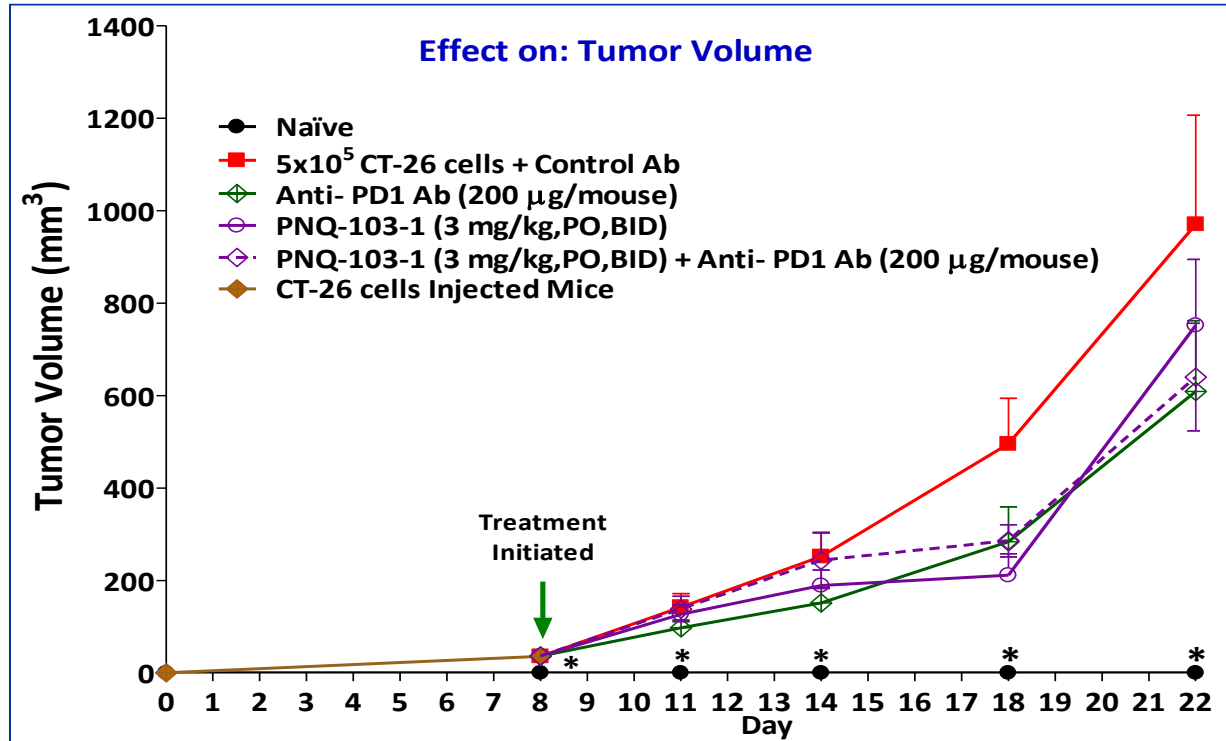
PNQ 103-1 (3mpk, PO, BID) significantly **decreased Tumor volume**
The effect of PNQ 103-1 alone is significantly greater than Anti-PD-1

PNQ-103-1: Lung Metastasis in 4T1 Breast Cancer Model



- PNQ-103-1 (3mg/kg, PO, BID) alone significantly **decreased Lung Metastases** greater than Anti-PD-1

PNQ-103-1: Tumor Volume in CT26 Colon Cancer Model



Data is shown as Mean \pm S.E.M. (n=10-12).

One-way ANOVA followed by Dunnett's Multiple Comparison Test. *P < 0.05 versus Control Ab + Vehicle

- PNQ-103-1 (3mg/kg, PO, BID) alone significantly **decreased tumor volume** comparable to Anti-PD-1

PNQ-103-1: Summary

Clean preclinical safety profile

- Drug Matrix Screen
 - High selectivity over diverse targets -No Concerns
- 14 day exploratory study in rodents completed;
 - NOAEL 100 mg/kg in rats
- Mutagenicity
 - Non-mutagenic
 - No hERG liability
- Long patent life till 2031
 - US and EP patents granted
- CMC
 - Low cost of goods with easy synthesis
 - GMP material easily generated for clinical studies
- Ready For IND filing in 6-8 months

PNQ-103-1 : Other Indications

Model	Doses	Outcomes
Ovalbumin-induced Allergic Asthma Model in BALB/c Mice (inflammation as well as airway hyperreactivity)	1 to 30 mg/kg, BID	<ul style="list-style-type: none">▪ Dose-dependent inhibition of total cell count in BALf<ul style="list-style-type: none">– PNQ-103 ED₅₀ = 5.7 mg/kg, BID– PNQ-103-1 ED₅₀ = 3.2 mg/kg, BID▪ Significant reduction in NECA induced airway hyper-responsiveness▪ Efficacy comparable to 1 mg/kg Prednisolone
Bleomycin-Induced Lung Fibrosis in C57BL/6J Mice	30 mg/kg, BID	<ul style="list-style-type: none">▪ Significant inhibition of airway inflammation (total cell count and IL-6 levels) in BALf▪ Significant reduction in lung collagen content▪ Efficacy comparable to 30 mg/kg CVT-6883

Efficacy in SCD

PNQ-103 shows beneficial effects on biomarkers of SCD in normal and SCD human blood

Thank You